

Q3XG-900R

SURFACE MOUNT 3dB 90° HYBRID COUPLERS

REV 1.0.0



APPLICATIONS

- Signal Splitting/Combining
- Balanced Amplifier Circuit
- I/Q Modulators/Demodulators
- Analog Phase Shifters
- Analog Variable Attenuators
- Microwave Mixers
- Image Reject Mixers
- And More...

FEATURES

- Excellent RF performance
- Low insertion loss
- Tight coupling
- Low amplitude balance
- Close phase tracking
- Industry standard sizes and footprint
- Dimensionally stable materials for best CTE match

SPECIFICATIONS

TABLE 1: TYPICAL SPECIFICATIONS*

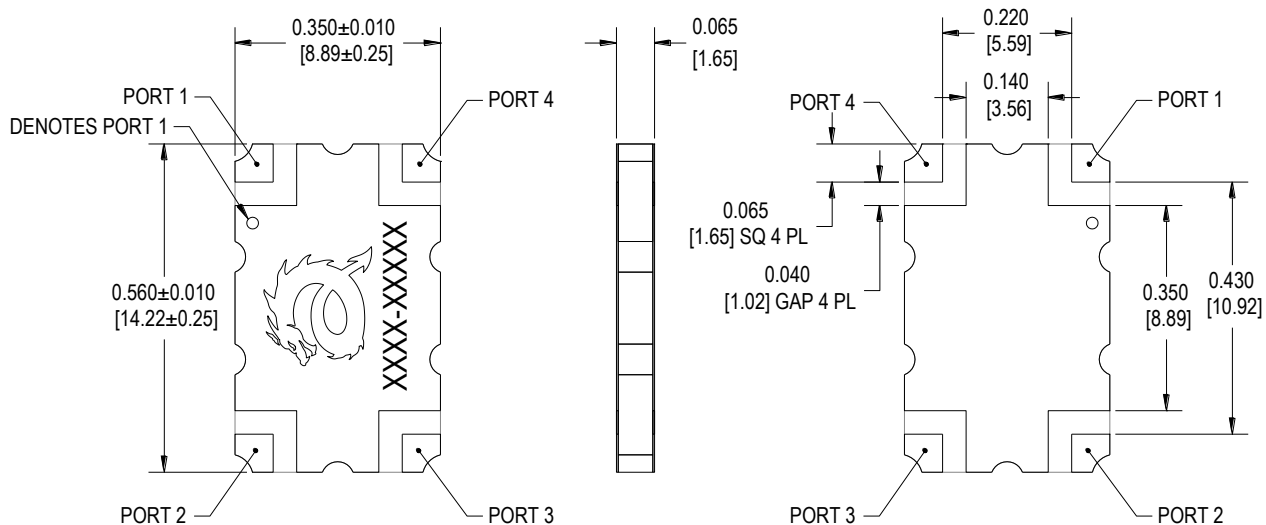
FREQ (MHz)	POWER (W)	PART NUMBER	INSERTION LOSS (dB)	AMPLITUDE BALANCE (dB)	ISOLATION (dB)	VSWR	PHASE BALANCE	OPERATING TEMP (°C)	ΘJC (°C/W)
800-1000	225	Q3XG-900R	0.12	± 0.2	26	1.15	± 2°	-55 to +95	14.0

* Units tested with small signal using Electro-Photonics testboard at 25°C. Specifications subject to change without notice.

† Please consult sales (sales@electro-photonics.com) for custom footprints, sizes, and/or specifications.

MECHANICAL OUTLINE

* Dimensions are inches [millimeters].



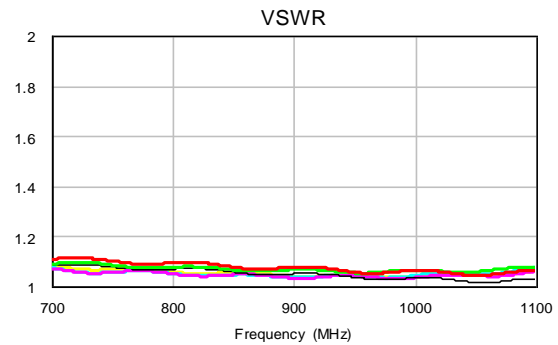
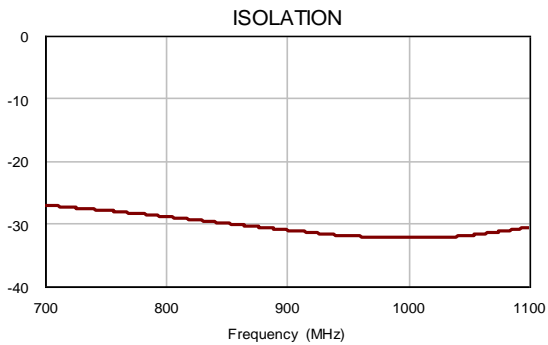
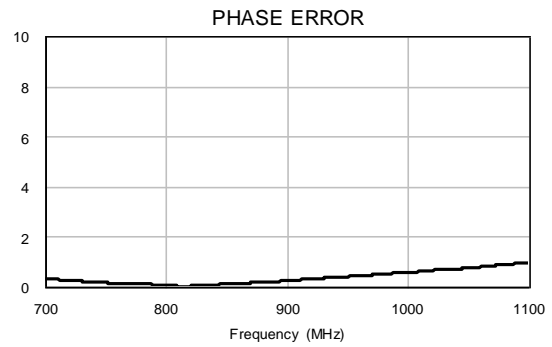
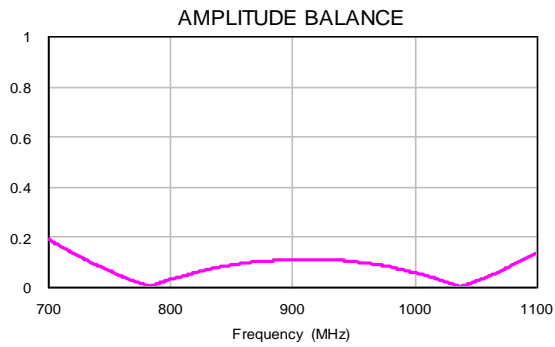
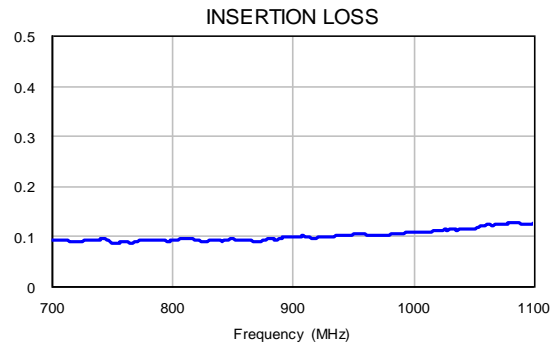
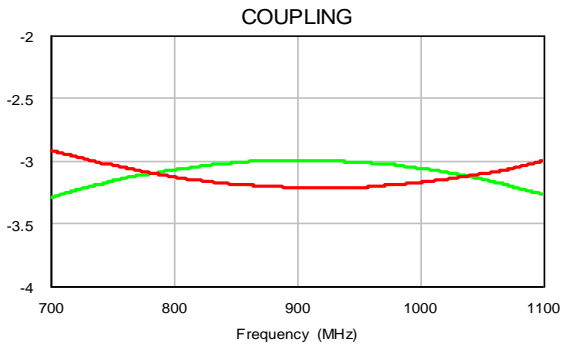
TYPICAL PERFORMANCE

COUPLERS

Q3XG-900R

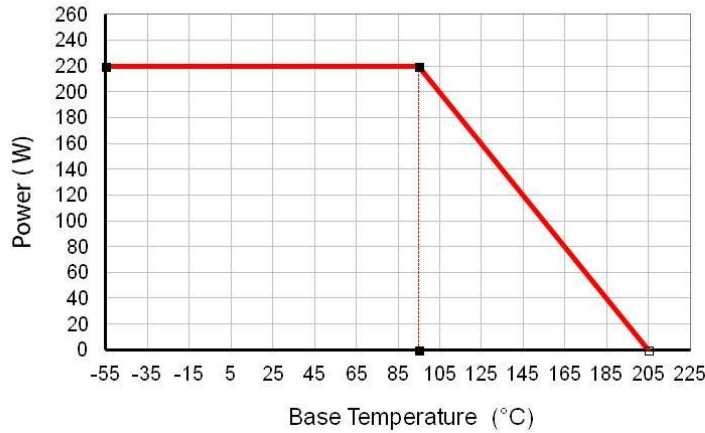
SURFACE MOUNT 3dB 90° HYBRID COUPLERS

REV 1.0.0



POWER DERATING

POWER DERATING



PIN CONFIGURATION

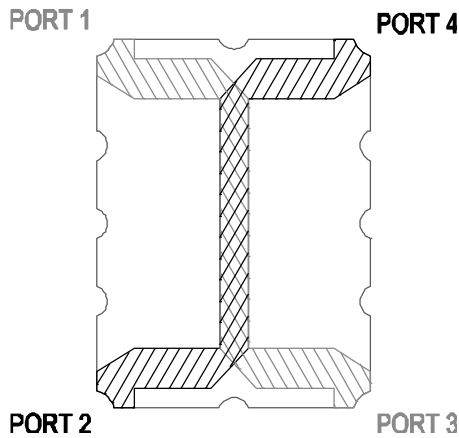


TABLE 2: SPLITTER CONFIGURATION*

PORT 1	PORT 2	PORT 3	PORT 4
IN	ISO	-90°	0°
ISO	IN	0°	-90°
-90°	0°	IN	ISO
0°	-90°	ISO	IN

* Signals will split into -3dB amplitude in quadrature. A small fraction of the signal will appear at the isolated port due to non-ideal isolation.

TABLE 3: COMBINER CONFIGURATION†

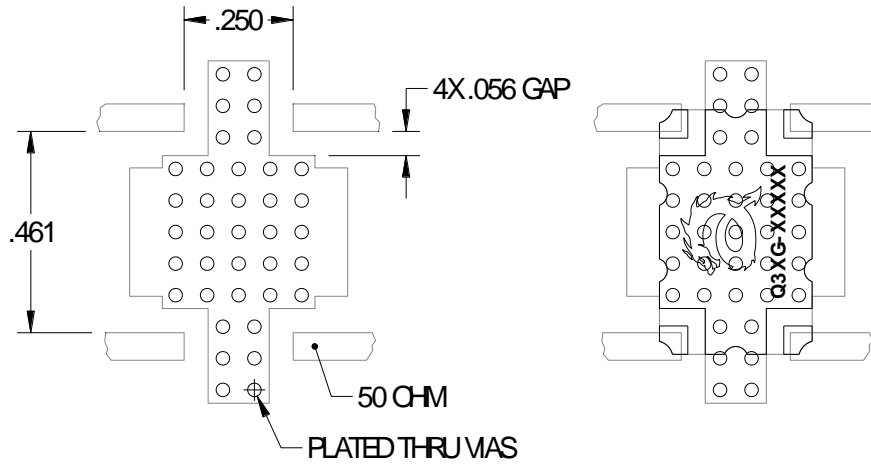
PORT 1	PORT 2	PORT 3	PORT 4
-90°	0°	ISO	OUT
0°	-90°	OUT	ISO
ISO	OUT	-90°	0°
OUT	ISO	0°	-90°

† Combining signals are applied in quadrature with equal amplitude. Unequal amplitude signals will generate small signal appearing at the isolated port.

MOUNTING FOOTPRINT

Q3XG-900R

Electro-Photonics test board is designed using 30 mil RO4350B material. Land pattern design must be taken into consideration when using a different thickness and/or dielectric constant in order for optimal performance.



ORDERING INFO

Tape & Reel available upon request (with minimum order quantities).



①	②	③	④
PRODUCT CODE	SIZE	FREQUENCY	PLATING
QUADRATURE 3dB CROSSOVER HYBRID	A = .250 X .200 B = .560 X .200 G = .560 X .350 D = .650 X .480	MHz (SEE TABLE 1)	R = IMMERSION TIN E = ENIG (ELECTROLESS NICKEL IMMERSION GOLD)



The Q3XG-900R is lead free, RoHS compliant product.

COUPLERS