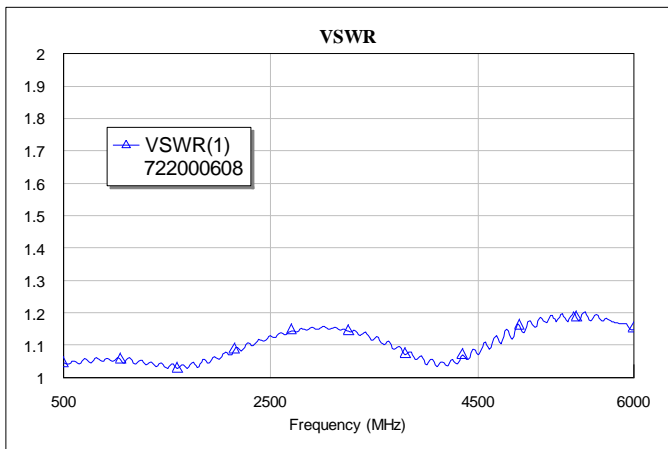
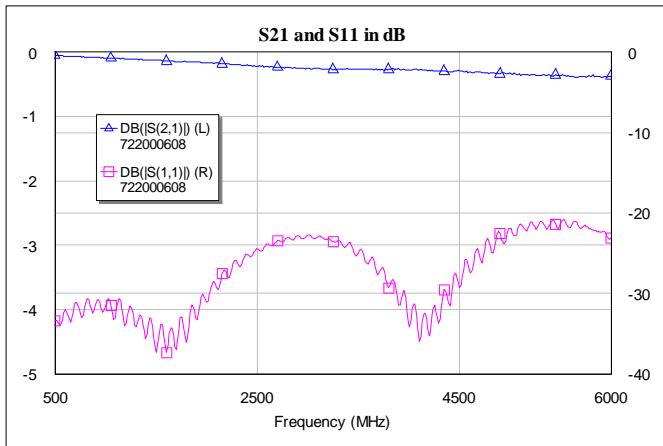




The 722-0006-09-E01 is a high-performance evaluation board that is designed, tested, and ready to go! Each board comes with four end launch connectors that are easy to assemble; just slide-on and solder. This board is compatible with many component manufacturers' couplers. In the end, you'll save design time and high cost of building a whole panel.

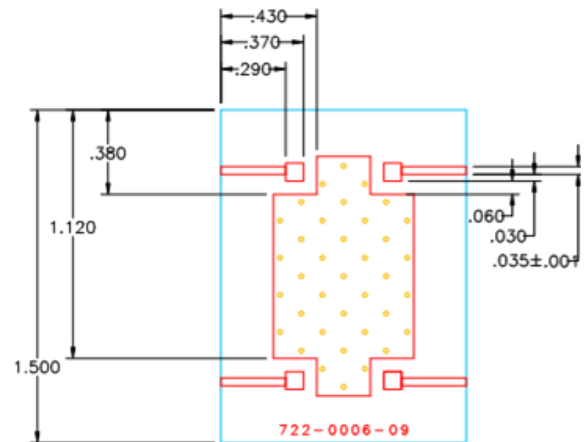
ELECTRICAL SPECIFICATIONS

PARAMETER	SPECIFICATION
FREQUENCY RANGE	DC – 6 GHz
INSERTION LOSS	0.5 dB (THRU LINE)
VSWR	1.25:1



MECHANICAL SPECIFICATIONS

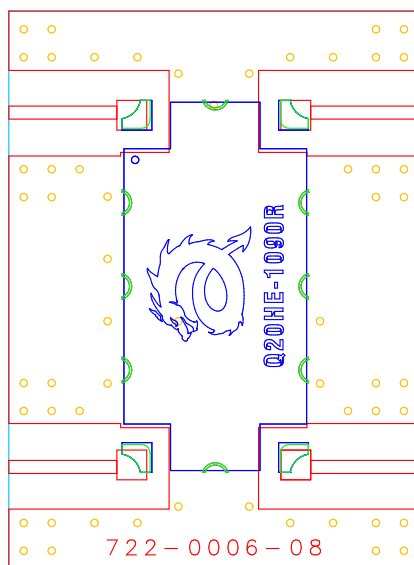
PARAMETER	SPECIFICATION
MATING INTERFACE	SMA (F)
TEMPERATURE RANGE	-45 TO +125 °C
BOARD MATERIAL	TACONIC RF-60
BOARD THICKNESS	.025
COPPER WEIGHT	1 OZ
FINISH	ENIG



Electro-Photonics LLC reserves the right to modify drawings, configurations, specifications, and design at any time without prior notification.

MOUNTING EXAMPLE

The board accommodates smt couplers sizes 1.00 x 0.50 inches.



ORDERING INFO

EVALUATION BOARD

722	-	0006-09	-	E01
PRODUCT CODE		BOARD CODE		CONFIGURATION

Each evaluation board includes four high frequency end launch connectors.



The 722-0006-09-E01 is a lead free, RoHS compliant product.

Electro-Photonics LLC reserves the right to modify drawings, configurations, specifications, and design at any time without prior notification.